

Community Attitudes About **Active Transportation**

CONNECT Grays Harbor,
*A Coalition Working to Increase Active Transportation
in Grays Harbor County*

Spring 2014

[Report prepared by](#)

Brianne Probasco,

Grays Harbor County Public Health and Social Services Department

Introduction

CONNECT Grays Harbor works to increase active transportation in Grays Harbor County.

In spring 2014, CONNECT Grays Harbor asked community residents to complete a survey about active transportation. The information collected by the survey is summarized in this report.

Methods

Survey instrument

The survey was developed by Grays Harbor County Public Health and Social Services. It consists of 20 questions related to demographics, bicycling, commuting, and opinions about active transportation and trail systems. A copy of the survey instrument is in Appendix A.

Survey distribution

This survey was distributed through a Business Expo and on-line.

Data analysis

Data were stored and analyzed with SurveyMonkey software.

Results

118 people completed the survey.

Demographics

City of residence

42% of respondents live in Aberdeen, 33% live in Hoquiam, 9% live in Montesano, 7% live in Cosmopolis, 4% live in Elma and 3% lived in various other parts of Grays Harbor County. 1% of respondents live outside of Grays Harbor County.

Age of respondent

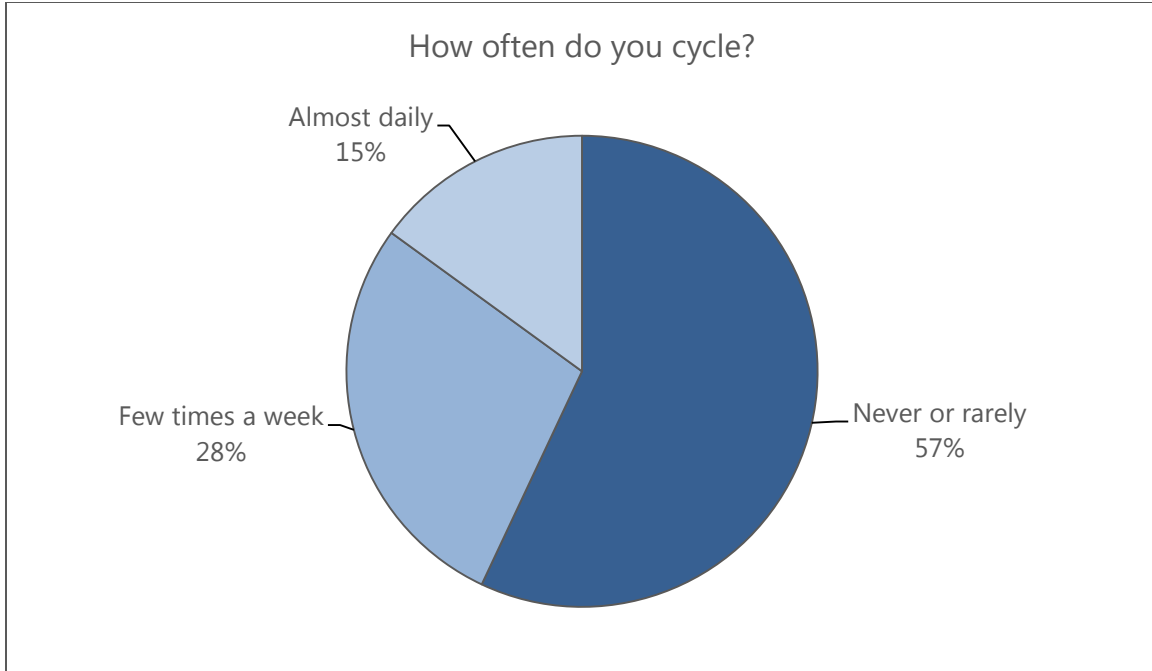
2% of respondents are less than 18 years old, 20% of respondents are 18-34 years old, 44% are 35-54 years old, and 34% are 55+ years old.

Gender

59% of respondents are female; 42% are male.

Cycling

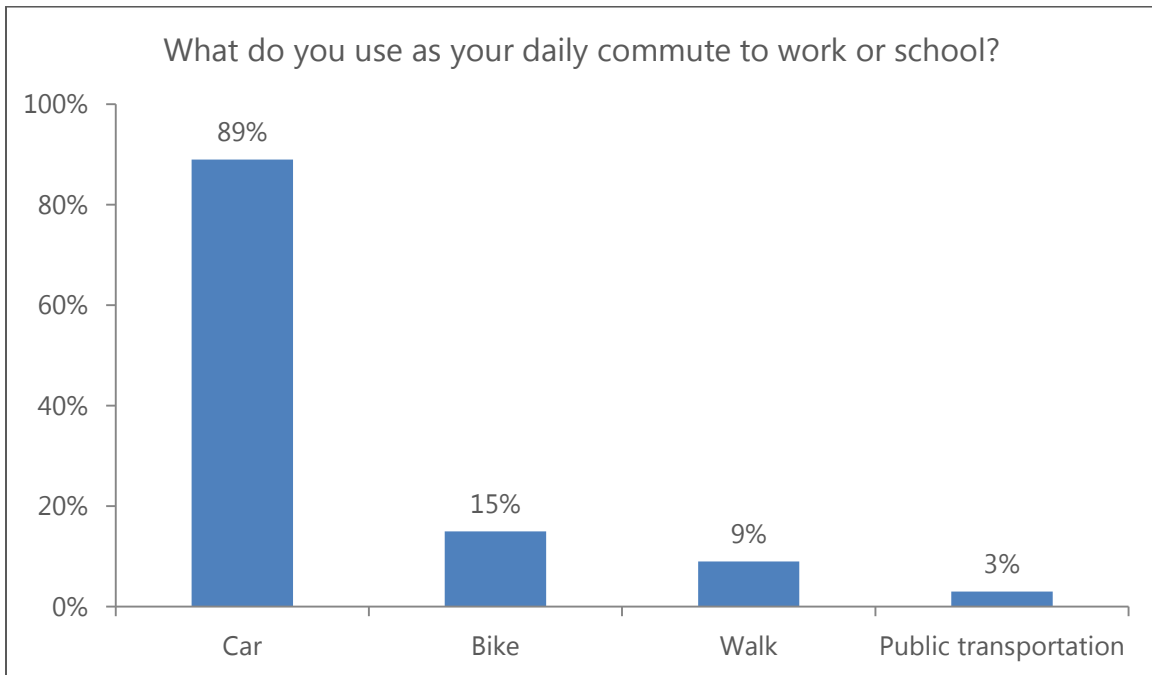
93% of respondents have access to a bike, but most rarely or never cycle.



Of those that do cycle, 86% wear a helmet at least some of the time.

Commuting

Most commuters use a car to get to work or school.



53% of respondents say it would take them less than 30 minutes to cycle one way from home to work and 70% of respondents say it would take them less than 30 minutes to cycle one way from home to school.

Opinions about active transportation and trail systems

Interest in different types of bike riding

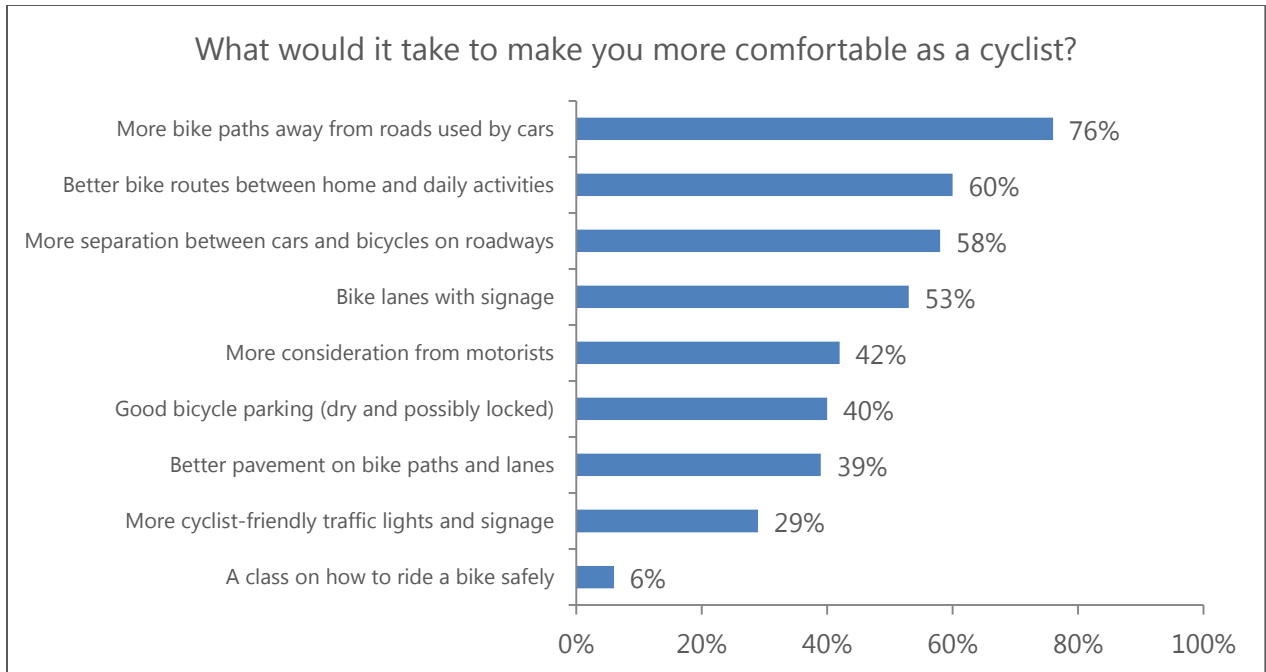
	Respondents who are interested in this type of bike riding
Recreational day rides (neighborhoods, wildlife and natural areas)	86%
Overnight bike rides (camping, hotel)	19%
Trips to downtown areas (shops, restaurants, farmer markets)	45%
Commuting and daily errands (school, work, grocery store, Laundromat)	42%
Training rides (conditioning for triathlons and general fitness)	40%

Comfort with different types of bike riding

	Respondents who are comfortable with this type of bike riding
On a quiet street	95%
On a designated path or trail with walkers	92%
In a bike lane with a buffer between the bike lane and car traffic	78%
In the main roadway with a bike lane	51%
On a sidewalk with walkers	40%
In the main roadway without a bike lane	14%

Increasing cyclists' comfort

95% of respondents think that they would be likely to cycle more if changes were made and 86% would cycle more if they felt safer as a cyclist.



Perceived ease of navigating through town

61% of respondents do not think that it is easy to navigate through town on a bicycle.

Riding side-by-side

46% of respondents said it was important to ride side-by-side when traveling by bicycle.

Trails

97% of respondents would likely ride with friends and/or family if there were connecting trails available.

	Respondents who would like to see this trail system developed
Connecting trails to wildlife refuges and nature	95%
Connecting trail from downtown areas of Hoquiam and Aberdeen to Cosmopolis	92%
Connecting trail from Hoquiam to Ocean Shores	82%
Connecting trail from Montesano to Cosmopolis along the side of the Blue Slough road	81%
Connecting trail from Cosmopolis to Westport	80%
Connecting trail from Central Park to East Aberdeen	74%

Perceived support of local communities

14% of respondents think that local communities and towns are supportive of bicycling, 46% think that they are neutral and 40% think they are not supportive.

Next steps

CONNECT Grays Harbor will use the information from the survey to share with municipalities, tribes, community groups and agencies interested in increasing active living elements in their local communities.

For more information

If you would like to learn more about this report or CONNECT Grays Harbor, contact Cathy Corkery, Public Health Educator at ccorkery@co.grays-harbor.wa.us or (360) 532-8631 x.4002.