

Washington Balance of State Homeless System Performance: Homelessness Prevention Dashboard



Department of Commerce

[Intro](#)

[Data Quality](#)

County
Grays Harbor

Agency
All

Project
All

Household Type
All

Entered

How many households entered a Homelessness Prevention project?

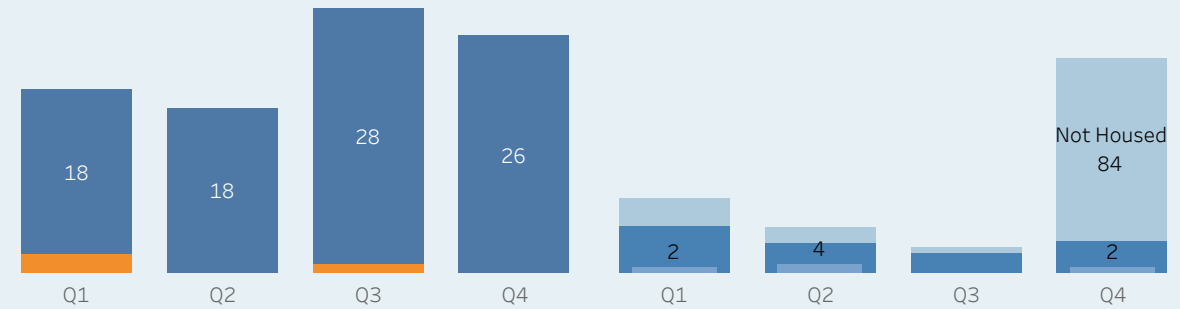
93

Served

255


Exited

166

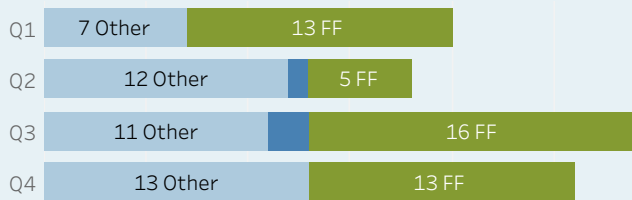


What were the outcomes of exited households?

What was the household's living situation before entry?



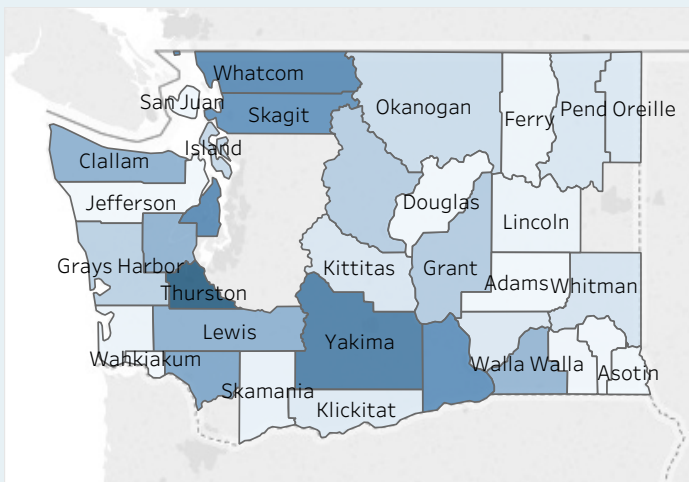
How many households come from a prioritized living situation before entry?



Outbound Recidivism by Race and Median Annual Income per Person

Destination Type	Race	Appears Again?	
		No	Yes
Institutional Situation	White	\$0	
Permanent Housing	American Indian or A..	\$2,364	
	Black or African Ame..	\$2,364	
	Multi-racial	\$0	
Temporary Situation	White	\$1,182	
	White		
Unsheltered Homeless..	White		

How many are Newly Homeless in each county?



For detailed information about the Homelessness Prevention dashboard, please refer to the [HP Reporting Specs](#)